

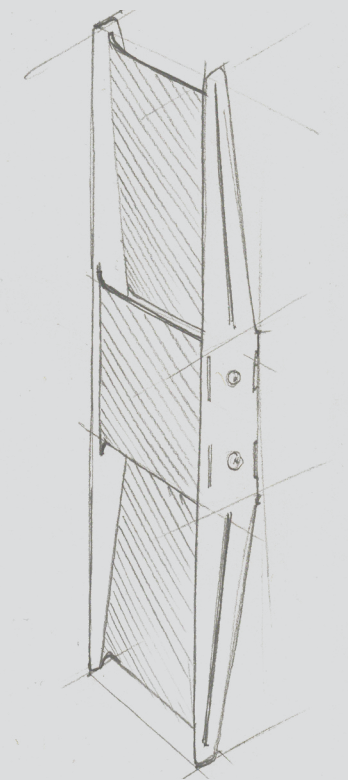


A

NEW

DETAIL







Vector

A slender rectilinear section is cut from precise paths so that several panels are fitted together. Light is directed to wash down its inner sloped surfaces, proffering a gradient effect.

DESIGNER LUKAS PEET



Showing a simple and understandable form, the Vector emphasizes bold and strong materiality as it is conveyed in either black steel, weathered steel or polished stainless steel.



COLUMN 5, 175, FLOOR, CARBON

Column

The commutable quality of the Column allows the luminaire to grow and increase its commanding presence in a room to affirm its powerful structure.


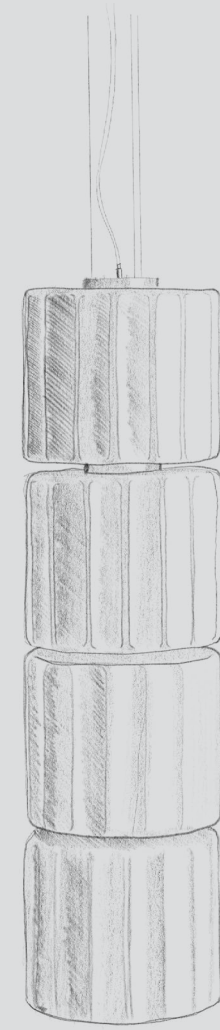
DESIGNER LUKAS PEET



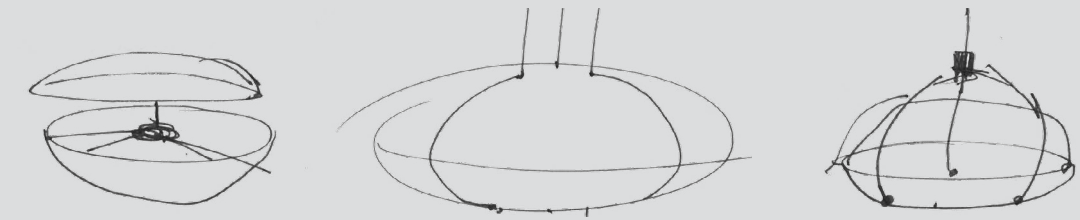
COLUMN 4, 300, FLOOR, IVORY



COLUMN 2, 175, TABLE, CARBON



Arranged in segments of machine mould-blown glass cylinders, the Column lengthens a space vertically or expands it horizontally.




10

Iris

Encased in an elliptical shell, the Iris performs with a weightlessness that lends it an aerial quality. Voluminous and vast, it enters a room with salient scale.

DESIGNER CAINE HEINTZMAN



Suspended as a pendant, the Iris floats effortlessly mid-air.



Formatted as a surface-mounted luminaire, the Iris' prismatic convex lens reaches across the wall or ceiling while an enigmatic light glows within.



IRIS 90, CEILING/WALL, B, BLACK



IRIS 90, CEILING/WALL, A, BLACK

PIPELINE CHANDELIER 1, WHITE




INTERIOR & PHOTO STUDIO RIEBENBAUER

PIPELINE CHANDELIER 5, BLACK



PIPELINE CHANDELIER 10, BLACK



Pipeline

By definition, the Pipeline Chandelier features a carousel-like form that proposes an unconventional lighting solution; one that radiates from its concentric structure.

DESIGNER CAINE HEINTZMAN



The Pipeline series begins with a linear LED light; the scale of the fixture expands to create an infinite range of tailored lights that respond to the contours of any given space.



PEBBLE PENDANT, A/D, CITRINE



Pebble

Enhancing their simple yet sculptural form through translucency, two glass-blown shapes enter into dialogue.


DESIGNER LUKAS PEET



PEBBLE CEILING/WALL, D, PEARL



PEBBLE CHANDELIER 9, DOUBLE HELIX, SLATE

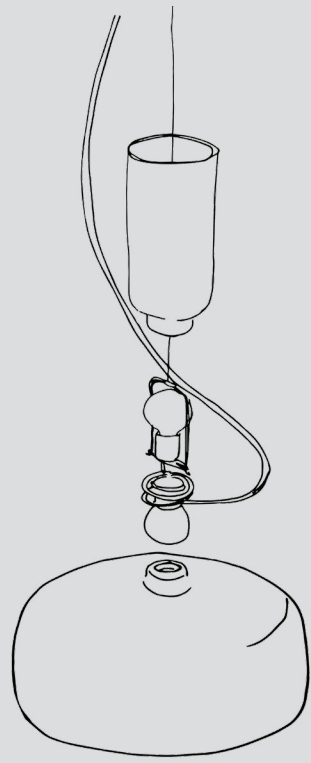


Two resting river rocks are balanced upon one another—a smooth rounded organic glass form illuminates atop a cast concrete base.



PEBBLE TABLE, B, SLATE

PEBBLE TABLE, D, PEARL



Spotlight Volumes

The Spotlight Volumes series expresses symmetry, balance and proportionate form as it shows five unique spun aluminum shade profiles that range from wide to narrow, creating various distinct combinations.

DESIGNER LUKAS PEET

PHOTO CHASE DANIEL



SPOTLIGHT VOLUMES PENDANTS, E/C, VANILLA



The Spotlight Shade E is a playful hyperbolic study of the original profile in a larger bell-shape form.

SPOTLIGHT VOLUMES PENDANTS, E/A, BLACK



Lobe

The Lobe conveys a sculptural composition of three irregular, ovular-shaped cylinders that are stacked and offset from one another.

DESIGNER LUKAS PEET




VALE 2, FLOOR, ANTHRACITE

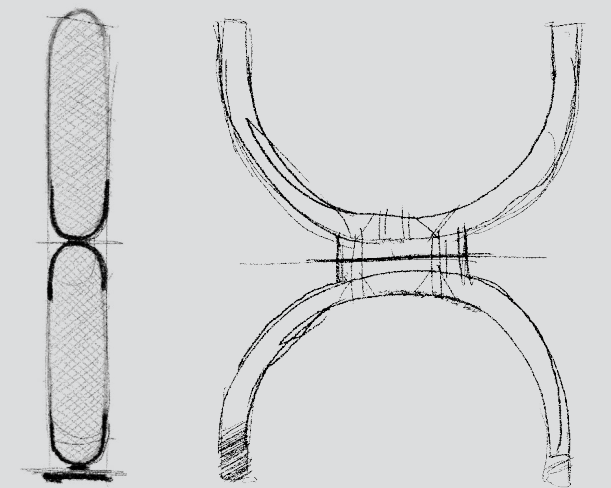
Vale

The Vale's undulating prismatic surface carries light across its lens to create a striking gradient with a soft hue and ambient diffusion.

DESIGNER CAINE HEINTZMAN



VALE 1, CEILING/WALL, ANTHRACITE



VALE 1, FLOOR, ANTHRACITE

COMPLETE COLLECTION

COLUMN grows and increases its commanding presence in a room, given its commutable quality.




VECTOR directs light to wash down its inner sloped surfaces as several panels are fitted together to create a slender rectilinear section.



IRIS is encased in an elliptical shell, an orb-like glow extends from its crystalline surface.



PEBBLE celebrates the primordial beauty of stones, enhancing their simple yet sculptural form through translucency.



LOBE celebrates the poetry of mechanics and articulates the stacking of three irregular-shaped cylinders.



PIVOT is playful and interactive as its balancing shade allows for easy adjustments.



COMPLETE COLLECTION


PIPELINE is modular and scalable as its kits of parts enable it to respond to the contours of any given space.



VALE optimizes functionality through its multidirectional luminescence while diffusing soft ambient light.



SLAB offers a visually distinctive tactile experience as well as soundproofing properties to reduce ambient noise.



SPOTLIGHT is based on five unique shade profiles, expressing symmetry, balance and proportionate form.



VINE introduces exaggerated form with propensity for repetition, resulting in bold impact.



ORBIT shows a sphere enclosed in a wire cage.



BUTTON boldly plays on the archetype, with a wide circular LED surface and rope threading.



A-N-D

DISCOVER MORE:
WWW.A-N-D.COM

FOLLOW US:
@AND_LIGHT

PHONE:
+1 604 563 6938

HEADQUARTERS:
1951 FRANKLIN STREET
VANCOUVER,
BRITISH COLUMBIA
V5L 0C7
CANADA

SALES & INQUIRIES:
INFO@A-N-D.COM
CUSTOMER SERVICE:
CS@A-N-D.COM
MEDIA:
MEDIA@A-N-D.COM

compelled by *light*



A-N-D investigates new design possibilities using innovative production methods while integrating the most current technologies in lighting. The result of that exploration puts forward honest products

that transcend time and place. In pursuit of the visually poetic, we're inspired by the unexpected and the everyday; drawn to the capacity of light to shape and animate space.